

Proceedings
of the
5th International Conference on
Coatings on Glass
ICCG5

Proceedings of the 5th International Conference on Coatings on Glass
Published by the Organizing Committee of the 5th ICCG

Corresponding address:

Leibniz-Institut für Neue Materialien – INM
Im Stadtwald, Geb. 43
66123 Saarbruecken
Germany
www.inm-gmbh.de

The contributions appearing in this Book of Proceedings have been processed and printed without submission for peer review.

Copyright © 2004 by the authors of each of the individual contributions of these Proceedings.
All rights reserved.

Printed by:
Bliesdruckerei GmbH
Blieskastel, Germany

Advanced Coatings on Glass & Plastics
for Large-Area or High-Volume Products

July 4 – 8, 2004

Congress Hall
Saarbruecken, Germany

organized by
International Organizing Committee of ICCG
INM – Leibniz-Institut für Neue Materialien

- [6] A.J. Maira, K.L. Yeung, J. Soria, J.M. Coronado, C. Belver, C.Y. Lee, V. Augugliarino, Appl. Catal. B 29 (2001) 327.
- [7] B. Ohnani, S.W. Zhang, S.I. Nishimoto, T. Kajiyá, J. Photochem. Photobiol. A: Chem. 64 (1992) 223.
- [8] B. Ohnani, Y. Ogawa, S.I. Nishimoto, J. Phys. Chem. B 101 (1997) 3746.
- [9] K. Tanaka, M.F.V. Capule, T. Hisanaga, Chem. Phys. Lett. 187 (1991) 3746.
- [10] A.J. Maira, K.L. Yeung, C.Y. Lee, P.L. Yue, C.K. Chan, J. Catal. 192 (2000) 185.
- [11] A. Fuente, M.D. Hernández-Alonso, A.J. Maira, A. Martínez-Arias, M. Fernández-García, J.C. Conesa, J. Soria, Chem. Comm. (2001) 2718.
- [12] J.C. Yu, J. Lin, R.W.M. Kwok, J. Phys. Chem. B 102 (1998) 5094.
- [13] T. Kawahara, Y. Konishi, H. Tada, N. Tohge, J. Nishii, S. Ito, Angew. Chem. Int. Ed. 41 (2002) 2811.
- [14] M.E. Zorn, D.T. Tompkins, W.A. Zellner, M.A. Anderson, Appl. Catal. B 23 (1999) 1.
- [15] X. Fu, L.A. Clark, Q. Yang, M.A. Anderson, Environ. Sci. Technol. 30 (1996) 647.
- [16] J.M. Coronado, M.E. Zorn, I. Tejedor-Tejedor, M.A. Anderson, Appl. Catal. B 43 (2003) 329.

Photocatalytic gradient coatings on plastics by spray techniques

H. Schmidt, M. Naumann, T.S. Müller, M. Akarsu

Leibniz-Institut für Neue Materialien (INM), Chemistry and Technology of Materials - Catalysis, Saarbrücken, Germany

Abstract

Transparent coating systems applicable on plastics surfaces by a spray technique are presented. The coatings are based on highly photocatalytically active nanoscaled titania powders, surface modified with silanes containing organic or fluoro-organic side chains. The modification allows for the introduction of the particles in organic inorganic hybrid NANOMER® coating systems. In the wet film - due to the evaporation of the solvents - a decompartmentalisation of the coated particles to the matrix results in a self organising gradient layer formation with an up-concentration of the active particles at the interface layer between coating and air. After activation by irradiation with artificial or natural UV-light, highly active transparent photocatalytic coatings for a great variety of materials are obtained.

Keywords: photocatalysis, plastics, gradient coatings, titanium oxide, nanoparticles

1. Introduction

In 1972 Fujishima and Honda [1] described the effects of the irradiation of titania by UV-light. The development of a high oxidative potential of illuminated TiO₂, especially the anatase modification, was described as the photocatalytic effect. The effect is caused by the formation of an electron-hole pair in the semiconducting material if the photon energy exceeds the band gap, so for anatase wavelengths less than 388 nm are needed. Due to the diffusion of hole and electron to the surface, an oxidation potential of 3.2 eV is obtained. On the surface aggressive species such as hydroxyl- or hydroperoxy-radicals are generated from moisture and atmospheric oxygen. These species easily attack and destroy organic substances in their vicinity. The effect is described in greater detail elsewhere [2,3].

This photocatalytic principle found at first mainly applications concerning the decomposition of organic contaminants and was discussed as an advanced oxidation technique for the treatment of water and air [4]. Later on it was discovered that illuminated titania also exhibited superhydrophilic properties, which were exploited for various applications with an emphasis on the self-cleaning, anti-fogging and antimicrobial effects [5].

A direct application of photocatalytically titania on organic materials like plastics, e.g. PC or PET, leads to a degradation of the substrates, resulting in the delamination of the coatings. To inhibit the substrate degradation it is necessary to provide a barrier layer between the photocatalyst and the polymeric substrate. Double- or multilayer systems have been developed, which do not allow a single-step application, thus being time consuming and causing additional costs compared to single layer coatings.

To circumvent this problem, at INM a single-step coating system was developed, which does not depend on the separate application of a barrier layer. This approach is based on experimental results achieved in the nineties of the last century at INM when the self-organising gradient formation in sol-gel materials was discovered. Suitably surface modified nano particles in organic-inorganic hybrid coating matrices will enrich at the interface between coating and air during the drying of the applied wet film, leading to the formation of a gradient in the particle concentration [6]. This principle was adapted to titania particles allowing for the formation of photocatalytically active gradient coatings [7]. The organic-inorganic matrix systems can be tailored to special requirements and are well known at INM (e.g. NANOMER®-coatings). Besides their functionality they have the advantage of easy application methods like spray coating, dip coating and flow coating.

The work presented refers to first results of the adaptation of these coating systems on plastic materials applied by spray coating.

2. Experimental

2.1 Synthesis of anatase nanoparticles by a reflux process

162.45 g 1-pentanol were mixed at room temperature with 107.51 g titanium tetrakisopropylate in a round-bottomed flask under heavy stirring. After 2 min mixing time 7.458 g of a 37 wt% hydrochloric acid were added dropwise while continuing the agitation. 10 min later 7.973 g water were added in the same way. During the addition of the water, the solution turned opaque. When amorphous particles or a white precipitate was observed, the continuation of the process did not yield redispersible nanoparticles. The solution was stirred for another 20 min and the flask afterwards was transferred into a heating bath preheated to 135°C. The mixture was held at boiling temperature under reflux conditions for 16 hours. The reaction mixture was centrifuged (Megafuge 2.0 R by Heraeus; 500 ml PP-centrifugation vessels at 4000 rpm for 30 min), the liquid phase was disposed. The solid paste was transferred into a round-bottomed flask and dried using a rotary evaporator at 40°C bath temperature and reduced pressure. Further drying could be executed in an evacuated drying chamber over night at 40°C. About 14 g of a slightly yellowish powder were obtained. The powder was completely redispersible in toluene up to approx. 20 wt% of nano titania with a particle size of 4-6 nm (fig. 1).

2.2 Surface modification of the anatase nanoparticles obtained by the reflux process

1.007 g of the dry titania nanoparticles obtained from the reflux process were dispersed in 9.075 g of dry toluene by ultrasonic agitation for 15 min. This sol was centrifuged at 8000 rpm in 45 ml PP centrifuge vessels (Dow-Corning) using a Hernalle Z323K centrifuge in order to remove agglomerates. The solids were discarded and the sol was transferred in a round bottom flask, mixed with 0.234 g 3,3,4,4,5,5,6,6,7,7,8,8,8-tridecafluorooctyl-1,1,1-triethoxysilane (FTS) and stirred in the dark for 16 hours. Afterwards the solvents were evaporated using a rotary evaporator at 40°C bath temperature and reduced pressure to obtain a dry powder. Further drying could be executed in an evacuated drying chamber over night at 40°C.

2.3 Preparation of the coating materials

2.3.1. Binder

36.6 g methyltriethoxysilane (MTEOS), 11.59 g tetraethoxysilane (TEOS) and 20.4 g Levasil 300/30 (an aqueous silica sol, Bayer AG) were mixed and stirred vigorously. 0.43 g of 32 wt% HCl were quickly added in one step. The reaction is exothermic and the mixture was stirred for 30 min until the sol was cooled down to room temperature. The resulting sol was diluted with 72 g isopropanol (other diluents have been used as well, as described in the "results" part). The diluted sol was filtrated using a 0.8 µm filtration membrane. This "binder" sol was stable in a refrigerator for at least 2 months.

2.3.2 Composite coating material

For the preparation of the photocatalytic coatings 150 mg FTS modified TiO₂-particles were suspended in 12 g of dry MEK (methyl ethyl ketone) under sonification. This mixture was added to 50 g of the binder sol and treated in an ultrasonic bath until a completely transparent suspension was obtained.

2.3.3. Coating procedure

The application of the coatings on PVC was done by spray coating and also by dip coating, spin coating or flow coating. For optimal adhesion a pre-treatment of the plastic substrates with primers (e.g. a prehydrolyzed solution of aminopropyltrimethoxysilane in 1-butanol [8]), Ar/O₂-RF-plasma or surface flame impingement (SurASiI 600, Sur-A Chemicals, Jena, Germany) was used. After the application, the wet film was allowed to pre-dry at room temperature before the coated substrates were transferred into an oven for at least 1 h at 110°C. The optimal thickness of these coatings was recognised to be around 1-2 µm, the viscosity of the coating sols could be adjusted by the addition of diluents like isopropanol. The photocatalytic coatings could easily be activated by irradiation with UV-light (e.g. from a low pressure Hg-lamp) or direct sunlight.

3. Results and discussion

In order to obtain transparent coatings, nanoparticulate titania had to be used as the active material. Given the high refractive index of TiO₂ of 2.52, the particle size of the anatase had to be significantly below 20 nm. Only particles this small do not scatter light, which would result in white coatings. In fig. 1, the particles obtained according to section 2.1 are shown. These particles were surface modified with fluororganic silanes and incorporated in a binder system.

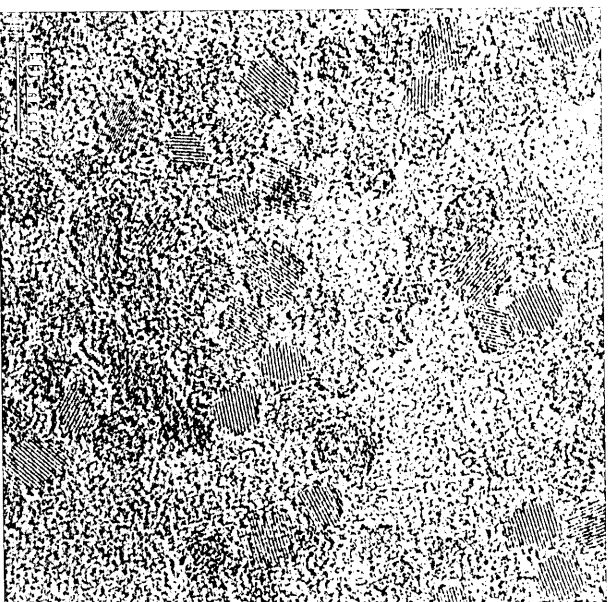


Fig. 1. TEM microphotograph of anatase particles.

The anatase nanoparticles were obtained by a reflux process as described above. The preparation route also allowed for an easy doping of the particles by transition metal ions, providing in visible light responsive photocatalysis [9]. The particles obtained had primary particle sizes of 4-6 nm, as also can be seen in the TEM micrograph in fig. 1. They are easily redispersible in toluene to a transparent colloidal solution, what can be attributed to remaining alkoxy groups covering the surface of the particles and leading to a hydrophobic surface. Chemical analysis revealed that the particles contained about 18-19% organic carbon.

In order to obtain the desired self-organising coatings and to optimise the gradient development process, the polarity of the particles had to be further decreased by a surface modification with a fluoro-organic silane (3,3',4,4',5,5',6,6',7,7',8,8',8'-tridecafluorooctyl-1,1,1-triethoxysilane [FTS]) as schematically presented in fig. 2.

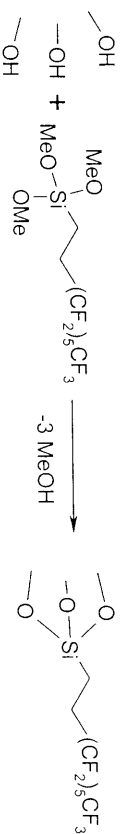


Fig. 2. Scheme of the surface modification of the nanoparticulate titania.

For the investigation of the self-organising coatings the modified titania nanoparticles were redispersed in methyl ethyl ketone (MEK) using an ultrasonic bath. These sols were mixed with *in-situ*-organic matrix sols (binders). In the past, these binders and the so-called

NANOMER[®] coating systems have been successfully used for many applications which are described elsewhere in greater detail [10]. NANOMER[®] coatings are obtained by hydrolysing various functionalised and non functionalised silanes in the presence of inorganic functional nanoparticles, e.g. silica or zirconia.

Freshly prepared coating sols containing FTS-modified titania nanoparticles look completely homogeneous and no phase separation is observed. After the application of the coating sol, the different solvents (e.g. MEK, ethanol and water) evaporate with different rates from the wet film. This results in a gradual change of the balance between polar and nonpolar compounds in the film, finally leading to a thermodynamically driven decompatabilisation between the modified particle surface and the matrix system. Since the photocatalytic nanoparticles have a size of less than 10 nm, they can easily diffuse towards the interface between coating and air, which is schematically shown in fig. 3.

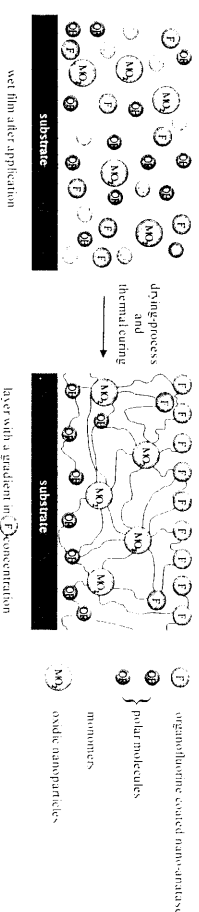


Fig. 3. Proposed mechanism of the gradient formation.

The process of the gradient formation raised the question whether the application of the coating by spraying would change the balance between polar and non polar solvents during the spray process by solvent evaporation from the droplets. First tests using a material as described under section 2.3, however, delivered a coating which could be successfully activated and showed photocatalytic properties. The quality of the coating was significantly improved by lowering the viscosity of the coating material, indicating that by keeping the viscosity lower, the up-concentration of the nanoparticles at the film surface is improved due to a higher diffusion rate. By diluting the binder with triple the amount of isopropanol compared to section 2.3.1 it also proved positive if 10% of the volume of the isopropanol was exchanged by the same volume of isopropoxyethanol (IPE), a solvent with a higher boiling point. When higher amounts of low volatile solvents were used, sticky coatings were obtained even after curing times of longer than 24 hours.

The adhesion of the coatings was determined by a combination of a cross-cut cc (DIN EN ISO 2409) together with a tape test (DIN 58196-6). Adhesion on PVC (white, about 30% of plasticizers, for architectural use) was optimal (cc = 0 / r = 0) after cleaning with isopropanol followed by plasma treatment.

During the activation of the photocatalytic coating, which can be easily achieved by irradiation with UV-light, either artificial (e.g. using a Heraeus Sunstester for 1-2 hours) or sunlight (about 3-5 days at a clear sky), the organic side chains of the surface modification of the titania particles are oxidised revealing the active form of the particles. During this process the contact angle against water is reduced from values of 90-100° to values below 10°. In this case water drops will spread to thin water films, the surface becomes

superhydrophilic. Furthermore the organic content of the matrix system in the vicinity of the photocatalytically active titania nanoparticles will be oxidized as well. This leads to an intrinsic barrier layer (SiO_2) in the coating which is protecting sensitive polymeric substrates from photocatalytic oxidation which is schematically shown in fig. 4. During an observation period of several months of outdoor exposure, no decay of the layer system and the organic substrates was observed.

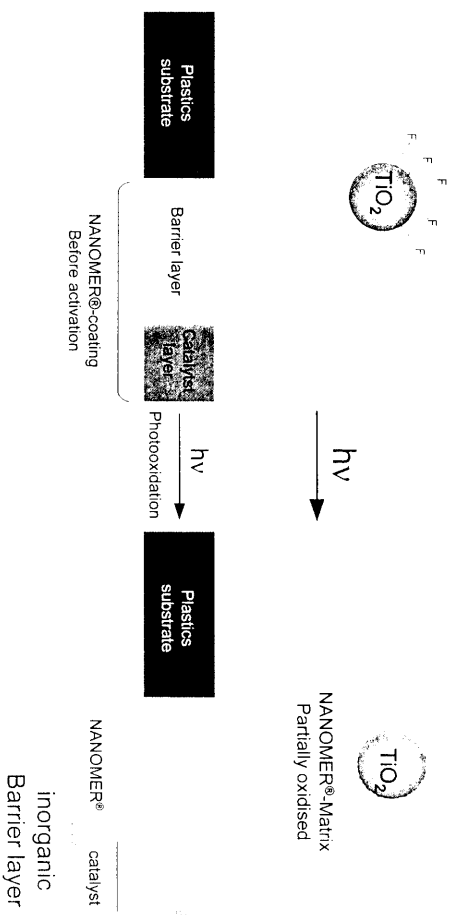


Fig. 4. Scheme of the photoactivation of the gradient coating system.

The gradient formation was confirmed by analytical methods. SIMS analysis of coated PC sheets showed a significant decrease in the Ti signal intensity in about 300 nm depth of the coating. Furthermore, the oxidation of the organic material in the vicinity of the titania nanoparticles and the formation of an inorganic barrier layer is proven by the decreasing carbon content in the same area after irradiation in a HERAEUS Sunester for several hours. EDX-analysis also showed the enrichment of the photocatalytic nanoparticles at the surface of the coating. For coatings on glass, the steep gradient structure in the coatings has been made visible by TEM micrographs where an enrichment of the particles at the interface between the coating and air and no particles at the interface towards the glass substrate were found. These results will be discussed in greater detail elsewhere [11].

These newly developed gradient materials are showing self-cleaning and anti-fogging behaviour as well as a degradation of organic contaminants as it is already known of common photocatalytically active surfaces. The self-cleaning effect is demonstrated by a spray coated white PVC substrate in comparison to an uncoated sample. In fig. 5 the left column (a, c) shows the coated photocatalytically active material, the right column (b, d) shows the uncoated material. For an experiment the samples were soiled with a brush by applying a street dirt mixture at the different surfaces. Afterwards the soiled samples were allowed to dry up. The resulting surfaces are shown in the top row (a, b), it can be seen that the soiling behavior is differing between the different surfaces. The samples were exposed outdoors and were photographed again after a rain shower of about 20 min. In case of the

coated sample the rain was able to wash off the dirt completely (c), while in case of the uncoated reference sample stains still could be observed (d).




Fig. 5. Samples of white PVC:
Left column (a, c) photocatalytically coated, right column (b, d) not coated.
a, b: after soiling with street dirt using a brush, c, d: after a 20 min rain shower.

4. Conclusions

The presented technique for the preparation of photocatalytic gradient coatings based on nanoparticulate titania opens up a new way for the manufacture of highly photocatalytically active surfaces on plastic materials. The small particle size of the titania used together with the presented surface modification of the nanoparticles enables the introduction into coating systems in a very simple way to form transparent photocatalytic coatings on various substrates.

Acknowledgement

The authors wish to thank the Government of the Federal Republic of Germany, the State of Saarland, and various industrial companies for their financial support and R. Karos and Dipl. Phys. K. Mohr for their experimental help and their fruitful discussions.

References

- [1] K. Honda, A. Fujishima, *Nature*, 238 (1972), 37.
- [2] A.L. Linseglter, G. Lu, J.T. Yates, "Photocatalysis on TiO_2 surfaces: Principles, Mechanisms and Selected Results", *Chem. Rev.*, 95 (1995) 735-758.
- [3] M.A. Fox, M.T. Dulay, "Heterogenous Photocatalysis", *Chem. Rev.*, 93 (1993) 341-357.
- [4] D.F. Ollis, H. Al-Ekabi, "Photocatalytic Purification and Treatment of Water and Air", Elsevier, Amsterdam (1993).

- [5] A. Fujishima, K. Hashimoto, T. Watanabe, "TiO₂ Photocatalysis: Fundamentals and Applications", BKC, Tokyo, 1999.
- [6] H.K. Schmidt, "Modification of glass surfaces by multifunctional chemical coatings", Glass Sci. Technol. (Glastechn. Ber.), 68 C1 (1995) 21.
- [7] M. Akarsu, E. Arpac, H. Schmidt, "Substrate mit photokatalytischer TiO₂-Schicht", DE 10235803 A1, 5.8.2002.
- [8] U. Nolte, "Untersuchung der Haftmechanismen thermisch härthbarer Sol-Gel-Nanokomposit-Materialien auf Kunststoffen bei Verwendung von Aminostanzen als Primer", doctoral thesis, 2001, Naturwissenschaftlich-Technische Fakultät III, Chemie, Pharmazie und Werkstoffwissenschaften der Universität des Saarlandes.
- [9] G. Schäfer, D.J. Strauß, M. Akarsu, M. Naumann, H. Schmidt, "A high throughput screening approach to the assessment of photocatalysts with daylight activity", in preparation.
- [10] a) S. Goedicke, "Entwicklung und Charakterisierung eines hochtemperaturbeständigen Bindemittels für Dämmstoffe aus Glaswolle", doctoral thesis, 2001, Naturwissenschaftlich-Technische Fakultät III, Chemie, Pharmazie und Werkstoffwissenschaften der Universität des Saarlandes.
b) M. Mennig, G. Jonschker, H. Schmidt, "Flame retardent coatings on glass", Glas Ingenieur, 3 (1994) 54-60.
c) M. Mennig, G. Jonschker, H. Schmidt, "Sol-Gel derived thick coatings and their thermomechanical and optical properties", Sol-Gel Optics II, 1758 (1992) 125-134.
d) Patents: DE 4217432, DE 19647368, DE 19647369, DE 19915377, EP 642475, EP 729442.
- [11] Th. Krajewski, M. Naumann, K. Moh, T.S. Müller, M. Akarsu, H. Schmidt, "Morphologie-structural characterization of nano-scaled TiO₂ and TiO₂ doped photocatalytic active organic-inorganic gradient layers on glass by analytical electron microscopy", in preparation.

Photocatalytic properties of SnO₂/TiO₂ multilayers

H. Ohsaki, N. Kanai, Y. Fukunaga, M. Suzuki, T. Watanabe, K. Hashimoto

Research Center for Advanced Science and Technology, The University of Tokyo, Tokyo, Japan

Abstract

Photocatalytic properties of SnO₂ / TiO₂ (TiO₂ overcoated with SnO₂) heterojunction system were investigated. It was found that some SnO₂ / TiO₂ thin film stacks have photocatalytic activity and their efficiency depends on the photocatalytic activity of the TiO₂ film and also on the SnO₂ film properties even though the SnO₂ film itself does not have photocatalytic activity. The experimental results revealed that the interface between TiO₂ and SnO₂ acts as a potential barrier for the carriers photo-generated in the TiO₂ and the photo-generated species pass through the SnO₂ overlayer depending on the SnO₂ film characteristics.

Keywords: photocatalysis, titanium oxide, sputtering

1. Introduction

It is well-known that TiO₂ photocatalyst absorbs UV-light, generates electron-hole pairs and decomposes organic compounds adsorbing on the TiO₂ surface [1,2]. Also, the surface of TiO₂ becomes highly hydrophilic with a water contact angle of almost zero degree under UV-light irradiation [3,4]. These marvelous characteristics have been applied to the self-cleaning glass windows, anti-fogging mirrors and so on.

Both the photoactive characteristics of the TiO₂ are basically the surface-relying phenomena. Therefore, it has been thought that the multilayer systems with such a photoactive performance must have the outermost TiO₂ layer; this has been a heavy restriction on the layer design for optical coatings. However, the carriers photo-generated in the TiO₂ should be able to diffuse inside the overlayer when the overlayer / TiO₂ interface and the overlayer properties are well adjusted.

We chose SnO₂, a physically and chemically stable material with a medium refractive index, as an overcoat material for building a heterojunction with TiO₂. In this paper, we discuss the photocatalytic heterojunction system based on the results on photocatalytic efficiencies and surface wettabilities of TiO₂ / SnO₂ (TiO₂ coated with SnO₂) stacks.

2. Experimental

TiO₂ / SnO₂ stacks were deposited on soda-lime glass substrates with a SiO₂ alkali-barrier layer by an in-line planar magnetron sputtering machine (Shinku Seiko Ltd., SP-D-3). The sputter machine has a deposition chamber with a load lock and over run chambers on both ends. The deposition chamber is divided into three chambers with one cathode in each chamber. The sputter gas is introduced into each deposition chamber and evacuated through